

# Lesson 21:

# Samson



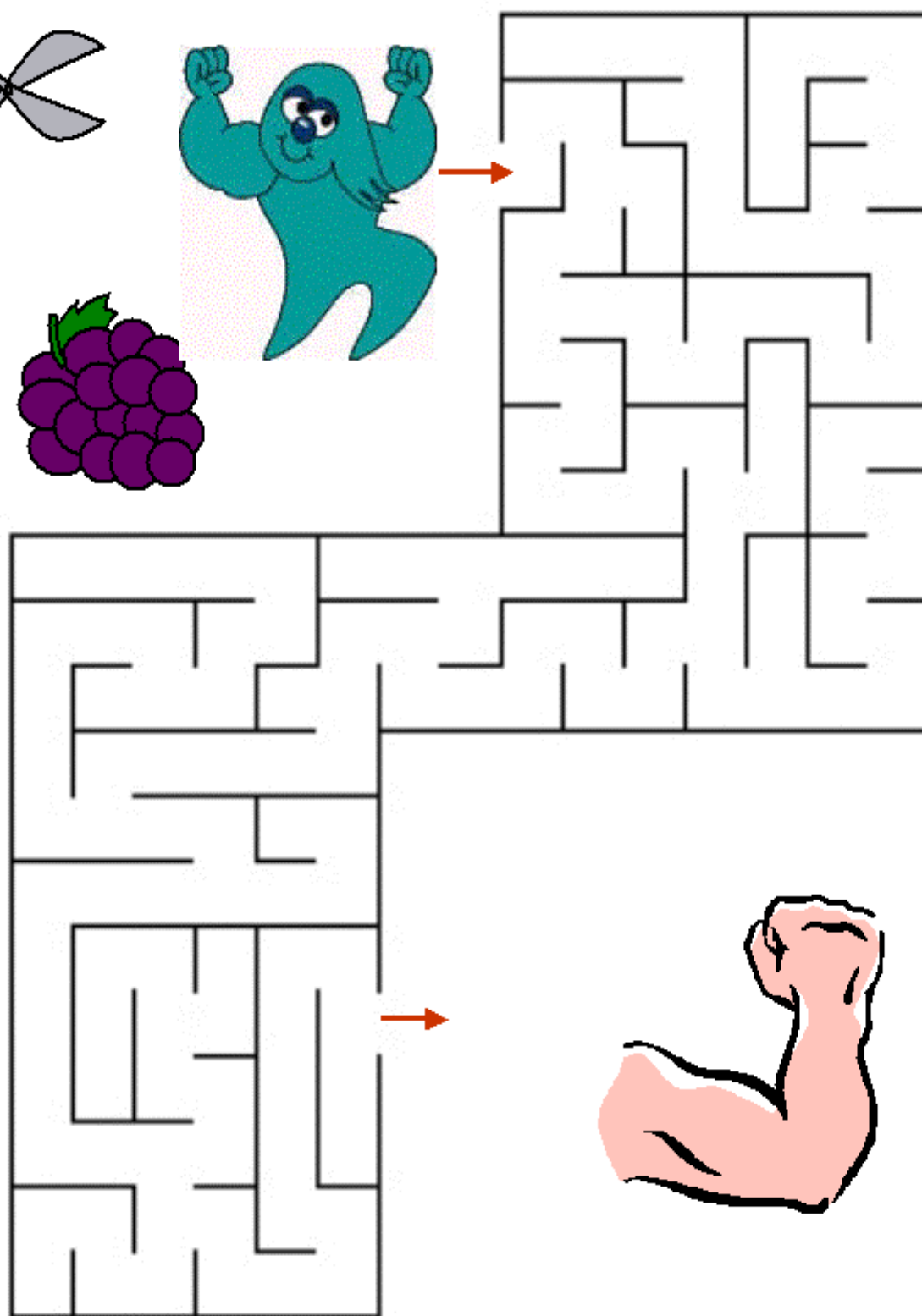

# Colour the picture



**An angry Samson destroyed the palace.**

# Samson & Delilah Maze


Help Samson run away from the scissors and the grapes to obey God's rules and keep his strength..



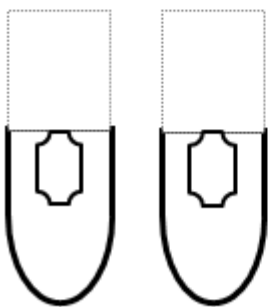
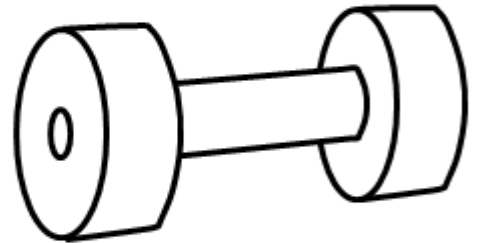
# Craft

## Make your own Samson

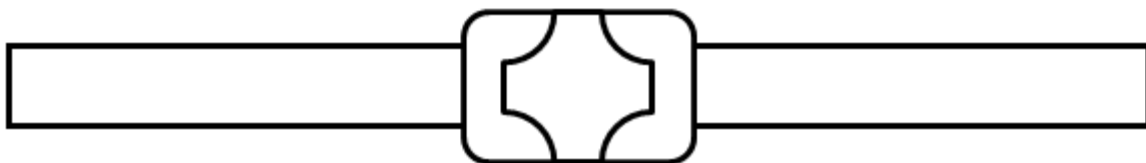
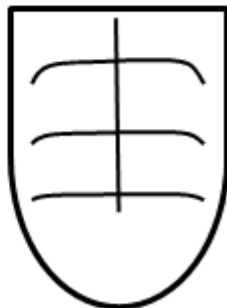
- Colour in the template pieces -- have fun with it
- Cut out the craft pieces. Even beginning scissors users can help cut out simple pieces like the large rectangle.
- Assemble the Samson craft:
  - Each child will need a cardboard tube (toilet paper inner tube)
  - Glue the large rectangular piece around the cardboard tube.
  - Glue the thinner rectangular piece around the center as a belt.
  - Glue the chest piece to the top of the cardboard tube.
  - Glue Samson's head onto the top of the craft -- it should overlap the chest piece a little bit.
  - Glue the arms onto the sides of the craft like he's holding his arms up. "making a muscle".
  - Glue the dumbbells into one of Samson's hands.
  - Fold the feet along the dotted line and glue to give a 3 dimensional effect.



chest



feet



belt