


# The life and ministry of Jesus

## Lesson 11:

### Jesus preaches the Sermon on the mount



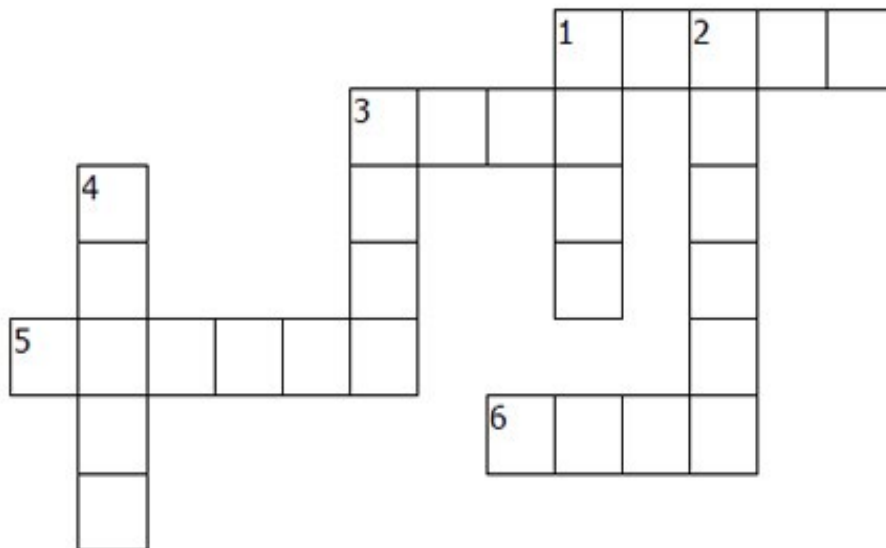
# Crossword

## The Beatitudes

"Blessed are you when people insult you, persecute you and falsely say all kinds of evil against you because of me."

Matthew 5:11 (NIV)

Based on Matthew 5:1-12



### ACROSS

1. To show great kindness toward others
3. To be without any faults; without sin
5. A need for food
6. To feel happiness, joy and pleasure

### DOWN

1. To be humble in spirit or manner
2. A payment received in return for doing good deeds
3. Having little money or few possessions
4. To feel sadness

REWARD  
HUNGER

POOR  
PURE

MOURN  
GLAD

MEEK  
MERCY

# Bee-Attitude Match

The beginning of each Beatitude is listed with a flower on the left. Each bee contains the second part of the Beatitudes. Help each bee find its flower. Draw a bee-line from the flower on the left to the correct bee on the right.



Blessed are the poor in spirit:



Blessed are they that mourn:



Blessed are the meek:



Blessed are they which do hunger and thirst after righteousness:




Blessed are the merciful:



Blessed are the pure in heart:



Blessed are the peacemakers:



Blessed are they which are persecuted for righteousness' sake:



for they shall be comforted.




for they shall see God.



for theirs is the kingdom of heaven. Blessed are ye, when men shall revile you, and persecute you, and shall say all manner of evil against you falsely, for my sake. Rejoice, and be exceeding glad: for great is your reward in heaven: for so persecuted they the prophets which were before you.



for theirs is the kingdom of heaven.



for they shall be filled.



for they shall be called the children of God.



for they shall inherit the earth.



for they shall obtain mercy.

# Craft

## Craft: "Wheel of Beatitudes"

You will need (craft supplies)

- Paper or cardstock
  - Paper plates
  - Brad fasteners
  - Scissors
  - Popsicle sticks (optional)
- Decorative materials (markers, crayons, etc.)

### 1 Procedure and Directions

1. Cut the construction paper into a circle, slightly smaller than the paper plate.
2. Divide the plate into sections, drawing lines like a "pie."
3. Write the beginning words of the beatitudes verses on the outside of the paper plate, giving one to each section ("meek," "pure in heart," etc.). Inside the wedge, write the promise attached to the verse ("they shall inherit the earth"; "they shall receive mercy", etc.).
4. Cut a triangular piece out of the circular paper so that one "slice" of the wheel is fully available at a time. On the paper, decorate and/or write "Blessed are the..."
5. Line up the paper on top of the plate, and carefully poke the brad through both. This may require a pre-punched hole with scissors.
6. Spin the "wheel" to learn the beatitudes! Attach the plate to a stick for ease of carrying, if desired.